


CAR INTERIOR DESIGN THEMES

KONE Design Collection

9





DESIGNED TO DELIGHT

Patterns that catch the eye. Finishes that enhance the look and feel of your building. Lighting that adds mood and atmosphere. Material combinations that inspire and delight. Add emotion to your elevator with the KONE Design Collection.

GOOD DESIGN ADDS REAL VALUE

A well-designed elevator can have a huge impact on the way people feel about your building and connect with it. From residential buildings and hotels to retail and office environments, the ability to give people a comfortable ride in a pleasant, accessible environment speaks volumes about your building and your values.

- A well-designed elevator has a positive impact on everyday living in residential buildings. It should combine sophisticated design details with practical, functional features.
- In hotels retail environments, combining inspiring design with reliable operation and excellent usability creates a positive lasting impression for guests and visitors alike.
- In commercial spaces such as offices, a visually impressive elevator that also delivers great performance is a compelling factor for both potential and existing tenants.

THE KONE DESIGN COLLECTION

The new KONE Design Collection is a versatile set of inspiring elevator car interiors created by KONE's award-winning design team. Choose a complete interior from one of our six design themes, or create your own unique design by mixing and matching our wide range of materials, colors, finishes, and patterns with your choice of accessories and lighting solutions.

CUTTING-EDGE DESIGN BASED ON IN-DEPTH RESEARCH

This collection is the result of years of expert design research. Drawing on continuous studies of the latest trends in architecture, design, and material technology, our team of design professionals has created a diverse set of themes that appeal to a wide variety of tastes and are flexible for use in a range of different environments. The unique patterns and material finishes we offer have been created especially for KONE in close collaboration with our R&D team and our partners.

4 Red Dot Design Awards

2 Good Design Award wins



WHAT SETS KONE DESIGN APART

- 1 **Easy selection of car interiors** from a collection of functional and visually appealing designs created by KONE's award-winning design professionals.
- 2 **The most flexible and versatile offering.** The KONE Design Collection includes 52 stylish car interiors. We also offer 100 different materials and accessories that can be combined freely and used in all elevator products, for both new buildings and modernization projects.
- 3 **The most innovative materials.** The combination of unique textured, patterned, and 3D-effect wall materials with novel lighting solutions creates a stunning visual effect.
- 4 **Award-winning design.** KONE's elevator and signalization design concepts have received both red dot and Good Design awards.

CHOOSING THE RIGHT DESIGN

- 1 **Think about your building design:**
 - What kind of overall look are you aiming to achieve? Modern or more traditional? Bold and bright, or subtle and minimalist?
 - What kind of ambiance are you looking for? Cool and light or warm and cosy?
 - Is your detailing simple or more rich?
 - What materials and colors does the building include?
- 2 **Get inspiration from our six design themes,** browse through our car designs, and find the one that best matches your building interior.
- 3 For a truly unique look, try our **Car Designer tool**, where you can mix and match materials and accessories to create a virtual experience of your very own elevator car design.
- 4 **Talk to a KONE expert,** who will be able to give you professional advice on what design might best fit your building.







MODERN SIMPLICITY

CASUAL, FRESH DESIGNS THAT CELEBRATE THE BEAUTY IN SIMPLICITY

Light, bright designs that bring together simple yet bold color combinations with classic materials to create casual, functional car interiors. The Modern Simplicity collection combines painted steel with durable floor materials, modern, welcoming lighting, and user-friendly signalization. The result is a series of elevator designs that add a fresh touch to your building.

MODERN SIMPLICITY



ACCESSIBLE AND WELCOMING ▲

Lighting, signalization, and wall material options that create an accessible, user-friendly car interior.



FUNCTIONAL AND DURABLE ▲

High-quality materials and accessories that are durable, easy to maintain, and which stand the test of time.





| M | T | W | T | F | S | S |
|----|----|----|----|----|----|----|
| | | 1 | 2 | 3 | 4 | 5 |
| 6 | 7 | 8 | 9 | 10 | 11 | 12 |
| 13 | 14 | 15 | 16 | 17 | 18 | 19 |
| 20 | 21 | 22 | 23 | 24 | 25 | 26 |
| 27 | 28 | 29 | 30 | 31 | | |





COOL VINTAGE

ORGANIC DESIGNS FOR A NOSTALGIC YET PROGRESSIVE LOOK AND FEEL

Warm, earthy colors and the beauty of natural materials are enhanced with a modern twist to create car interiors that look to the past to create the future. Cool Vintage brings together textured steel and laminate wall materials with innovative wall-washer LED lighting and user-friendly signalization. These flexible, functional designs are especially suitable for modernization projects and residential buildings with warm and welcoming interiors.

COOL VINTAGE




WARM AND WELCOMING ▲


Textured laminates combine with innovative wall-washer lighting to create a pleasant, welcoming environment.

◀ ACCESSIBLE AND FUN

Innovative car operating panels with colorful animal patterns make it easy and fun for children to find their floor. KONE also offers operating panels with enlarged numbers that are easy for elderly residents to use.








INDUSTRIAL CHIC

SOPHISTICATED, CAPTIVATING INTERIORS THAT REFLECT, REWARD, AND INSPIRE

Industrial Chic takes its inspiration from the cool sophistication of industrial design to create harmonious interiors that draw the eye in. Colored, stainless, printed, and brushed steel blend with modern lighting. These chic, functional designs speak volumes, but with a cool, quiet voice, and are the perfect match for sleek and modern interiors in both residential and commercial buildings.

INDUSTRIAL CHIC




BOLD AND INNOVATIVE ▲

A new take on a classic material, with strong combinations of patterned and colored steel that bring cars to life by adding depth through detail.



REFLECTIVE AND REWARDING ▲

Painted and stainless steel wall materials combine to produce modern interiors that are simultaneously functional and beautiful.



A SUBTLE TOUCH OF CLASS ▲

Rich yet discreet finishes that make a strong visual statement while creating a sophisticated, elegant interior that rewards and inspires.







CLASSIC CHIC

RICH, TIMELESS DESIGNS THAT BALANCE THE NATURAL WITH THE MODERN

A collection of sophisticated, timeless designs that marry the old and the new to produce a warm, harmonious environment. The Classic Chic collection blends patterned laminate, glass, or stainless steel wall materials with composite stone flooring. These rich car interiors balance natural materials and modern design techniques to create a classic yet modern elevator that perfectly complements stylish residential and commercial buildings.

CLASSIC CHIC



AMBIENCE THROUGH VARIETY ▲

A combination of patterns and materials create a unique ambience inside the car, with designs that flow from the floor through the walls and across the ceiling.





HARMONIOUS AND SPACIOUS ▲

Captivating patterned-glass door finishes create a feeling of spaciousness and freedom, and add the finishing touches to the car design.




NATURAL DEPTH ▲

The combination of patterned materials like glass and steel with wood laminate finishes adds an extra level of detail and sophistication.







NOUVEAU GLAMOUR

STRIKING, BOLD INTERIORS THAT DELIVER A WOW EFFECT EVERY TIME

Cool colors and bold design elements are brought together in the Nouveau Glamour collection to create a stunning visual impact. Brushed or mirrored stainless steel, or innovative printed 3D glass wall finishes combine with cool stone flooring to bring the interior alive. These contemporary, vivid designs will both captivate and delight in upscale office buildings, retail environments, and hotels where you want to create a wow effect with every elevator ride.



OPPOSITES ATTRACT ▲

Combinations of dark patterned glass and reflective stainless steel with light, bright ceiling finishes deliver dramatic contrast.



◀ DEPTH AND DIMENSION

Stunning patterned glass with a unique 3D effect helps to create a striking and memorable visual impact.







NEW LUXURY

ELEGANT INTERIORS THAT EVOKE A BYGONE ERA OF LUXURY THROUGH DETAILING

The richness of patterns and textures combined with elegant contrasts – this is the world of New Luxury, where past and present come together to create exceptional spaces. Brushed or mirrored stainless steel, wood laminate or colored glass with a choice of patterns combine to create subtle yet rich car interiors. These exclusive designs bring the magic of a bygone era with a modern twist to luxury hotels and residential buildings, as well as to high-end office spaces.

NEW LUXURY



◀ CONTRAST THAT CAPTIVATES

Combinations of shiny and matt surfaces bring visual contrast and add an extra touch of luxury.


RICH AND VIBRANT ▼

Elegant patterns and textures create rich, warm spaces that channel the spirit of the past with a modern twist.



◀ PRECIOUS INDULGENCE

Gold and white finishes complement each other to create a bold, sumptuous ambience that indulges the senses.



KONE provides innovative and eco-efficient solutions for elevators, escalators, automatic building doors and the systems that integrate them with today's intelligent buildings.

We support our customers every step of the way; from design, manufacturing and installation to maintenance and modernization. KONE is a global leader in helping our customers manage the smooth flow of people and goods throughout their buildings.

Our commitment to customers is present in all KONE solutions. This makes us a reliable partner throughout the life cycle of the building.

We challenge the conventional wisdom of the industry. We are fast, flexible, and we have a well-deserved reputation as a technology leader, with such innovations as KONE MonoSpace®, KONE EcoMod™ and KONE UltraRope™.

KONE employs on average 52,000 dedicated experts to serve you globally and locally.

KONE Corporation

www.kone.com

